



# Rappahannock Regional Solid Waste Management Board



Annual Report 2010



# Table of Contents

<b>Superintendent's Letter</b>	2
<b>R-Board Members</b>	3
<b>Mission, Vision and Fiscal Statements</b>	4
<b>Economic Emergency Action Plan</b>	5
<b>Virginia Environmental Excellence Program</b>	6
<b>Operational Overview 2010</b>	7
Regional Landfill	
Landfill Gas to Energy	
Single Stream Recycling	
Construction & Demolition Debris Recycling	
Community Pride	
Community Service	
<b>Finances 2010</b>	10
Operating Expenses	
Annual Revenues	
Weight and Material Analysis Summaries	
Interest Income	
Current Fund Balance	
Portfolio Composition	
<b>Recycling/Diversion</b>	14
Goals/Objectives	
Programs	
<b>Litter Control</b>	16
Goals	
Programs	
<b>Outreach &amp; Education</b>	19
Goals	
Programs	
Media	
<b>Appendix</b>	
VA DEQ 2009 Recycling Rate Approval Letter and Calculation	22



## Superintendent's Letter FY2010

Dear R-Board Members:

Staff is once again pleased to present the Fiscal Year 2010 Annual Report. The R-Board has made some tough decisions navigating the current economic straits, but through dedication, ingenuity, and a heap of creativity, the course through the storm is set. The R-Board through two plus years of an economic recession has maintained a top notch level of service. Though a small reduction in weekend hours proved difficult for the community to accept, the bigger picture shows only a few hours had to be cut to maintain 100% service through this recession. With possible plans to restore some weekend hours, the R-Board has set a tone of success in an environment of uncertainty.

Staff must be commended for their dedication to the success of the R-Board. Many new ways are being investigated to economize and market recyclables which will lead to greater revenues for large volumes of recycled materials. With research invested in markets and companies in the region, the R-Board may find itself in a strategic location in the recycling market, generating revenue, and increasing recycling.

Tough decisions may lie ahead depending on the local economy, but as always, the R-Board will be that much better through the trials.

Sincerely,

Andrew J. Mikel  
Superintendent



## R-Board Members FY2010

Harry E. Crisp, Chairman  
Aquia District Supervisor  
10 Potomac View Lane  
Stafford, VA 22554  
pmilde@co.stafford.va.us  
H - 540-720-2195  
C - 540-845-1880

Paul V. Milde, III  
Aquia District  
10 Potomac View Lane  
Stafford, VA 22554  
pmilde@co.stafford.va.us  
H - 540-720-2195  
C - 540-845-1880

Frederic Howe, III  
Fredericksburg City Council  
311 Cannon Circle  
Fredericksburg, VA 22401  
fnhowe@fredericksburgva.gov  
H - 540-604-5877

Anthony J. Romanello  
County Administrator  
County of Stafford  
POB 339  
Stafford, VA 22555  
aromanello@co.stafford.va.us  
O - 540-658-8605  
F - 540-658-7643

Beverly R. Cameron  
City Manager  
City of Fredericksburg  
P.O. Box 7447  
Fredericksburg, VA 22404  
O - 540-372-1010

George Solley, Vice Chairman  
Fredericksburg City Council  
801 Mortimer Ave.  
Fredericksburg, VA 22401  
solleyg@cox.net  
H - 540-310-4834

### CONSULTING ENGINEER

Michael E. Fiore, P.E.  
Robert L. Hundley, P.E.  
RESOURCE INT'L.  
9560 Kings Charter Drive  
P.O. Box 6160  
Ashland, VA 23005-6160  
bhundley@resourceintl.com  
O - 804-550-9222  
F - 804-550-9259

### R-BOARD ATTORNEY

William H. Hefty, Esq.  
Roger C. Wiley, Esq.  
HEFTY & WILEY, PC  
Old City Hall, Suite 230  
1001 East Broad St.  
Richmond, VA 23219  
billhefty@verizon.net  
O - 804-780-3143  
F - 804-225-8356



## **Mission, Vision, and Fiscal Statements**

### **R-Board Mission**

The mission of the Rappahannock Regional Solid Waste Management Board (R-Board) is to provide professional, courteous, and intelligent service and solutions to the waste disposal needs of citizens residing in Stafford County and the City of Fredericksburg.

### **R-Board Vision**

The R-Board's vision is to operate the best landfill in Virginia. Being the best landfill includes environmentally sound solid waste management policies and having an active Reduce, Reuse, and Recycling program, all coupled with outstanding customer service. The R-Board intends to continually strive to be a leader in the waste management industry and to set the example for others to emulate.

### **R-Board Fiscal Philosophy**

The R-Board operates on a non-subsidized basis. Operating expenses and capital accumulation for further growth are solely generated by competitive commercial activities in accordance with federal, state, and local regulations. The R-Board operates "debt-free", saving and investing for future capital improvements instead of incurring debt. The R-Board maintains reserves of 17% operating costs and 10% capital costs to ensure streamlined operations during a slower economy.



## Economic Emergency Action Plan (EEAP)

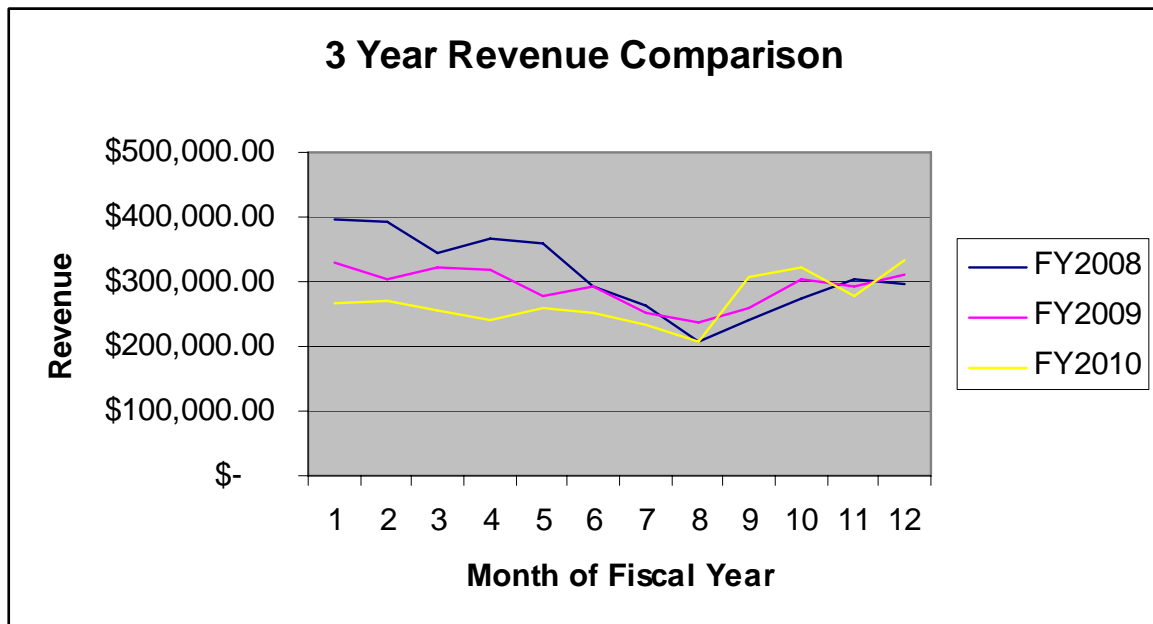
*"Every country can experience the same miracle of economic recovery, although I must insist that economic recovery does not come from a miracle; it comes from the adoption of and is the result of sound economic policies."*

-Ludwig von Mises

In light of the current economy and predictions based on current indicators, in line with Capital Based Macroeconomics, the R-Board took proactive measures coupled with a sound contingency plan to provide for the long term economic stability and sustainability of solid waste operations in the Fredericksburg/Stafford region.

The EEAP provides measures that may be implemented as the R-Board moves forward into the uncertain future. Things considered include hours of operation, frugal use of resources, subsidized services, and a review of the tipping fee schedule.

The R-Board has focused on emerging markets and positioning itself for long term sustainability.





## Virginia Environmental Excellence Program

The R-Board and its staff take pride in going above and beyond compliance with environmental regulations. The R-Board attained Exemplary Environmental Enterprise (E3) status in the voluntary Virginia Environmental Excellence Program (VEEP) in 2007. After undergoing a third-party environmental audit and streamlining its Environmental Management System documents this past year, the R-Board is coming ever closer to achieving E4 certification. VEEP is a voluntary initiative for businesses in Virginia, administered by the VA Department of Environmental Quality that requires efforts surpassing the applicable environmental regulations. The Regional Landfill achieved E2 status in 2004.

The Regional Landfill is one of only five landfills in Virginia that has accomplished E3. In order to be accepted as exemplary environmental enterprise, a facility must have a good compliance history, a fully-implemented environmental management system and pollution prevention program in place with demonstrated performance.

Staff continues to work toward E4 certification with VEEP. E4 status, Extraordinary Environmental Enterprise, requires all of the criteria for E2 and E3 with a third-party EMS audit, one full cycle of EMS implemented, and annual reporting of three environmental measures.







## Operational Overview 2010

### Regional Landfill



The R-Board Regional Landfill accepted 129,320 tons of waste in FY10. The VADEQ approved recycling rate for calendar year 2009 was 45.5%. The tipping fee for FY10 was \$39/ton.

***Jerry Fleming operates the compactor.***



The residential drop-off facility at the Regional Landfill serves approximately 7,500 citizens every week. Recycling opportunities include: batteries, mixed paper, mixed containers, appliances and other scrap metal, ink cartridges, fluorescent bulbs, textiles, eyeglasses, yard waste, tires, antifreeze, used motor oil, and working electronics.

***Dee Morton greets residents.***

### Landfill Gas to Energy



Ameresco's Landfill Gas to Energy plant produces approximately 2.14 megawatts of electricity, enough to power about 1,300 homes. This partnership with Ameresco has generated \$41,340.

***Landfill Gas to Energy Power Plant***





### Single-Stream Recycling



The Regional Landfill processes single stream recyclables. Single stream collection has been well received by curbside hauling companies. 90% of material collected at the curb is single-stream. Overall in 2009, the R-Board marketed 7,670 tons.

***Jimmy Hare assists in unloading single-stream recyclables.***

### Construction & Demolition Debris



In FY10 Construction and Demolition Debris (CDD) recycling slowed down considerably at the Regional Landfill. The reduction is attributed to the slump in construction in the area. CDD recycling efforts have increased overall recycling by approximately 5,805 tons.

***Doug Martinski stands on the tub grinder***

### Community Pride



The R-Board provides dumpsters for community clean up events from April to September. This year, the R-Board offered 59 dumpsters for neighborhood cleanups, netting 203 tons of waste removal. Compared to commercial rates, this amounts to approximately \$44,000 in savings for residents.

***Dennis Kenworthy and Lisa Butler display a Community Pride banner.***



## Community Service

The R-Board is honored to provide assistance to the community it serves.

- Continues to assist Stafford County with road maintenance at Crow's Nest, Able Lake, Fire Station 14, and the Leeland VRE Parking lot;
- Provides boxes for Stafford County Parks and Recreation and EMS cleanups;
- Gives specially screened mulch to the Fredericksburg Police Department to improve their training facilities; and
- Donates boxes for various other community events such as the Friends of the Rappahannock Riverfest Bi-annual River Cleanup.



*R-Board staff maintains this road and parking area at Able Lake.*





## Finances

### Operating Expenses – FY2010

	Original Budget	Adjusted Budget	Y-T-D Expense	Balance Remaining
Compensation	2,207,135	2,141,583	2,063,345	78,238
Purchased Services	778,544	792,117	488,943	303,174
Temporary Help	16,000	7,000	875	6,125
Maintenance Services	280,000	280,000	181,583	98,417
Transportation	5,000	5,000	1,925	3,075
Printing & Binding	20,000	14,500	9,147	5,353
Advertising	30,750	31,705	28,015	3,690
Internal Services	257,525	257,525	257,525	-
Other Charges	32,000	33,000	17,383	15,617
Communications	46,500	50,400	39,167	11,233
Insurance	35,833	41,212	41,212	-
Leases & Rentals	36,950	42,450	29,506	12,944
Travel	16,000	16,000	5,270	10,730
Miscellaneous	102,000	134,111	130,458	3,653
Supplies	557,000	565,000	487,164	77,836
Small Fixed Assets	47,000	62,327	47,466	14,861
Capital Outlay	1,733,000	1,733,000	138,969	1,594,031
Other Uses	-	-	-	-
Total Landfill Operations	6,201,237	6,206,930	3,967,953	2,238,977





## Annual Revenues

Rappahannock Regional Solid Waste Management Board					
Weight and Material Analysis Report For Fiscal Year 2009 and 2010					
	Fiscal Year 2009			Fiscal Year 2010	
	Weight	Dollar		Weight	Dollar
<b>CATEGORY</b>			<b>CATEGORY</b>		
<b>Billable</b>			<b>Billable</b>		
<b>Stafford County - FY09</b>			<b>Stafford County - FY10</b>		
Commercial Waste-\$34/T	18529.42	\$ 632,844.55	Commercial Waste-\$35/T	20245.28	\$ 708,464.45
Commercial Waste-\$38/T	11615.71	\$ 444,261.69	Commercial Waste-\$39/T	8363.37	\$ 327,434.92
Residential Waste-\$34/T	30876.92	\$ 1,057,321.20	Residential Waste-\$35/T	33772.43	\$ 1,182,382.40
Residential Waste-\$38/T	10728.93	\$ 410,917.28	Residential Waste-\$39/T	4906.21	\$ 191,347.23
Mixed Load - \$38/T			Mixed Load - \$68/T	3.49	\$ 237.32
Debris Waste-\$50/T	13837.19	\$ 688,306.00	Debris Waste-\$50/T	11487.44	\$ 573,184.22
<b>Fredericksburg</b>			<b>Fredericksburg</b>		
Commercial Waste-\$34/T	2.97	\$ 100.98	Commercial Waste-\$35/T	2.01	\$ 55.35
Commercial Waste-\$38/T	8.26	\$ 323.74	Commercial Waste-\$39/T	0.06	\$ 30.00
Residential Waste-\$34/T	1.81	\$ 61.54	Residential Waste-\$35/T		
Residential Waste-\$38/T			Residential Waste-\$39/T		
Debris Waste-\$50/T	5.33	\$ 326.00	Debris Waste-\$50/T	6.83	\$ 346.00
<b>Quantico</b>			<b>Quantico</b>		
Commercial Waste-\$38/T	304.85	\$ 11,588.91	Commercial Waste-\$39/T	223.98	\$ 8,807.97
Residential Waste-\$38/T	1.6	\$ 65.92	Residential Waste-\$39/T	2.06	\$ 80.34
<b>Miscellaneous</b>			<b>Miscellaneous</b>		
Reg Tires \$110/T	399.87	\$ 37,461.35	Reg Tires \$110/T	320.27	\$ 35,229.70
Large Tires	0.58	\$ 104.40	Large Tires \$200/T	1.1	\$ 220.00
Dirt		\$ 15,825.00	Dirt		\$ 13,075.00
C&D Residential	814.32	\$ 16,395.00	C&D Residential	223.91	\$ 12,855.00
Compost Bins		\$ 1,880.00	Compost Bins		\$ 2,400.00
Mobile Homes		\$ 2,800.00	Mobile Homes \$500/ea		
Sludge \$14/T	11166.88	\$ 156,966.32	Sludge \$14/T	11612.29	\$ 162,572.06
Styrofoam	0.09	\$ 45.00	Styrofoam	0.12	\$ 60.00
Single Stream	5080.71	\$ 16,793.72	Single Stream	8217.61	
Ticket		\$ 20.00	Ticket		\$ 5.00
White Goods \$15/ea	4.6	\$ 3,190.00	White Goods \$15/ea		\$ 3,975.00
<b>BILLABLE TONNAGE</b>	<b>103,375.44</b>	<b>\$ 3,497,598.60</b>	<b>BILLABLE TONNAGE</b>	<b>99,388.46</b>	<b>\$ 3,222,761.96</b>
Late Fees		\$ 21,725.56	Late Fees		\$ 11,328.79
Adjustment		\$ (106,991.24)	Adjustment		\$ (124,941.93)
			Write Off		\$ (1,876.63)
<b>BILLABLE REVENUE</b>		<b>\$ 3,412,332.92</b>	<b>BILLABLE REVENUE</b>		<b>\$ 3,107,272.19</b>



Rappahannock Regional Solid Waste Management Board					
Weight and Material Analysis Report For Fiscal Year 2009 and 2010					
	Fiscal Year 2009			Fiscal Year 2010	
	Weight	Dollar		Weight	Dollar
<b>CATEGORY</b>			<b>CATEGORY</b>		
<b>Billable</b>			<b>Billable</b>		
<i>Stafford County - FY09</i>			<i>Stafford County - FY10</i>		
Commercial Waste-\$34/T	18529.42	\$ 632,844.55	Commercial Waste-\$35/T	20245.28	\$ 708,464.45
Commercial Waste-\$38/T	11615.71	\$ 444,261.69	Commercial Waste-\$39/T	8363.37	\$ 327,434.92
<b>Non-Billable(based on \$38)</b>			<b>Non-Billable(based on \$39)</b>		
<i>Stafford County</i>			<i>Stafford County</i>		
Residential	4,499.51	\$ 170,981.38	Residential	10,461.61	\$ 397,541.18
Government	3,866.37	\$ 146,922.06	Government	1,135.60	\$ 43,152.80
					\$ -
<i>Fredericksburg</i>			<i>Fredericksburg</i>		\$ -
City Trash	3,923.50	\$ 149,093.00	City Trash	4,517.11	\$ 171,650.18
City Government	2,474.38	\$ 94,026.44	City Government	3,956.92	\$ 150,362.96
					\$ -
<i>Miscellaneous</i>			<i>Miscellaneous</i>		\$ -
Clean-up	414.81	\$ 15,762.78	Clean-up	163.67	\$ 6,383.13
Recycling	10,704.07	\$ 406,754.66	Recycling	8,711.56	\$ 339,750.84
Passenger Tires(\$110/T)	820.32	\$ 77,930.40	Passenger Tires(\$110/T)	613.27	\$ 67,459.70
Mulch	213.64	\$ 8,118.32	Mulch	372.21	\$ 14,516.19
<b>NON-BILLABLE TONNAGE</b>	<b>26,916.60</b>		<b>NON-BILLABLE TONNAGE</b>	<b>29,931.95</b>	
<b>TOTAL NON-BILLABLE</b>		<b>\$ 1,069,589.04</b>	<b>TOTAL NON-BILLABLE</b>		<b>\$ 1,190,816.98</b>
<b>TOTAL TONNAGE</b>	<b>130,292.04</b>		<b>TOTAL TONNAGE</b>	<b>129,320.41</b>	

R-BOARD INTEREST INCOME FY 2010	
MONTH	INTEREST INCOME
JULY	\$ 19,133.75
AUGUST	\$ 29,661.11
SEPTEMBER	\$ 13,296.19
OCTOBER	\$ 24,325.47
NOVEMBER	\$ 12,956.32
DECEMBER	\$ (14,039.69)
JANUARY	\$ 32,140.22
FEBRUARY	\$ 3,152.15
MARCH	\$ (5,895.87)
APRIL	\$ 12,867.79
MAY	\$ 5,979.73
JUNE	\$ 20,780.17
<b>TOTAL</b>	<b>\$ 154,357.34</b>



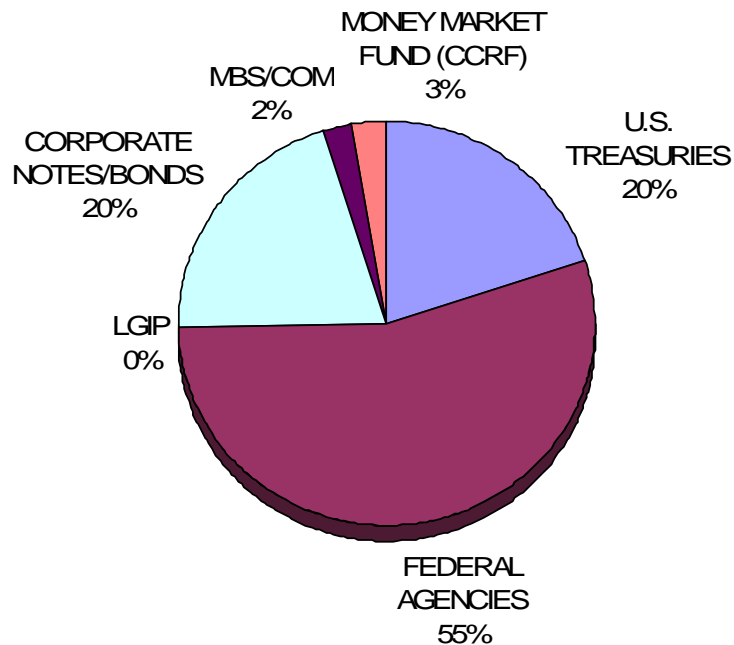
## Current Fund Balance – FY2010

Prepared by Stafford County Treasure's Office

### R-Board Portfolio Composition

<u>SECURITY TYPE</u>	<u>30-Jun-10</u>	<u>% OF PORTFOLIO</u>
U.S. TREASURIES	\$ 2,130,359.18	19.88%
FEDERAL AGENCIES	\$ 5,870,024.82	54.77%
LGIP	\$ 4,854.49	0.05%
CORPORATE NOTES/BONDS	\$ 2,178,755.97	20.33%
MBS/COM	\$ 250,680.00	2.34%
MONEY MARKET FUND (CCRF)	\$ 283,017.32	2.64%
<b>TOTALS</b>	<b>\$ 10,717,691.78</b>	<b>100.00%</b>

### R-Board Portfolio Composition (as of 6/30/10)







## Recycling/Diversion FY2010

### Goals/Objectives

- Provide programs that offer alternatives to landfilling;
- Offer environmentally sound operations for the handling of the waste stream; and
- Prefer waste stream methods that are best for the environment; however cost efficiency will be a major element.

### Programs:

- Residential Drop-off Sites:

#### City Specific:

Belman Road  
Hugh Mercer Elementary  
Walker-Grant Middle

#### County Specific

Eskimo Hill  
Pratt Park  
Gayle Middle  
Earl's Hardware  
GEICO  
Kaz's Auto  
Rowser Building  
North Stafford High

- Processing
- Marketing
- Special Collections:
  - Hazardous Waste
  - Fluorescent Bulbs
  - Electronics
  - Goodwill

The landfill provides the Rappahannock Goodwill with collection sites at both the Eskimo Hill and Belman Road facility. This program allows the public to drop off not only working and non-working computer equipment but also all other forms of working electronics, gently used textiles, shoes, purses and belts. Last year the program netted 64 tons of material.



*Staff and volunteers collect information from residents at Household Hazardous Waste Day.*



*Electronics and textile donations are accepted for recycling.*



## Litter Control FY2010

### Goals

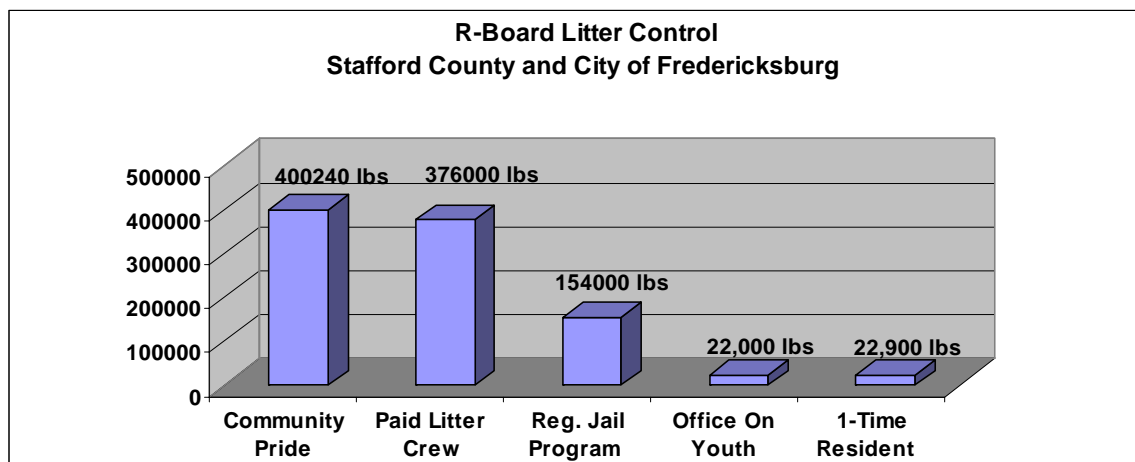
- Maintain an organized coordination of cleanup efforts;
- Maximize resources available;
- Roads requiring high maintenance are cleaned consistently; and
- All roads in both jurisdictions are given fair use of the resources available.

### Programs

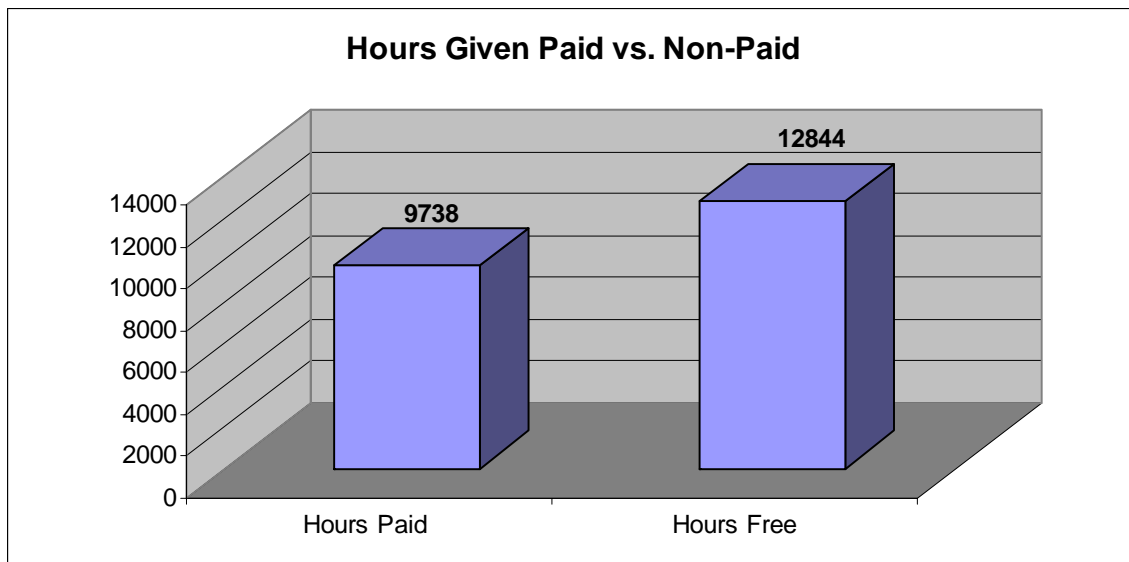
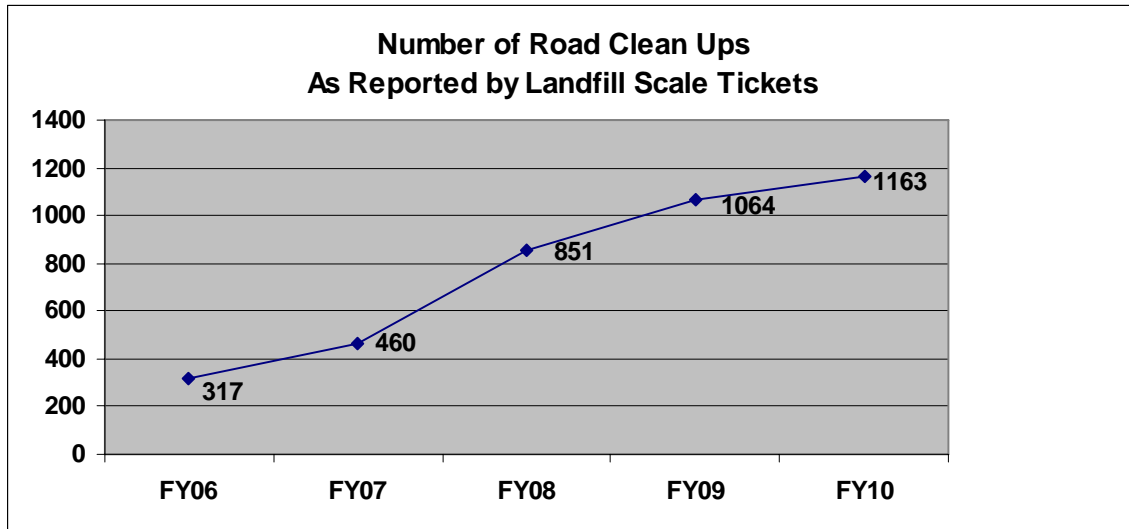
- Community Pride Neighborhood Cleanups
- Road Cleanup Resources
  - Full-time 3-Man Litter Crew
  - Rappahannock Regional Jail
  - Rappahannock Area Office On Youth
  - One-time Special Clean-ups
  - One-time Resident Cleanups

Staff monitored over 1,400 miles of roadways and collected 455 tires off of these roadsides in FY10.

The R-Board provides all operational supplies including trash bags, pickers, gloves, safety vests, and bag collection and weighing.



**Total pounds collected: 975,140**



**Value of non-paid labor equals \$263,687.00**





*The R-Board litter program cleans 1,450 miles of roads.*



*Blue bags distinguish the R-Board*



## Outreach & Education FY2010

### Goals

- Promote the R-Board and its initiatives, increasing recognition of our name and logo in association with solid waste management;
- Encourage conservation and environmental stewardship; and
- Provide quality environmental education presentations and activities.

### Programs

#### Backyard Composting 101

Backyard Composting 101 garnered 190 graduates during FY10, for a total of 400. These graduates, each composting approximately six and one-half pounds of kitchen scraps per week, are keeping an estimated 30 tons of food waste out of the landfill each year. The R-Board received a donation for the purchase of additional composting bins from Vulcan Materials Foundation in April. The R-Board continues to partner with the Stafford County Extension Office and composting classes are scheduled through the fall.

#### Landfill Tours, Presentations, and Educational Trailer

Landfill tours are increasingly popular for home school groups and scouts. Staff received more presentation requests from community groups this year than in previous years. Persons of all ages continue to be impressed with the educational trailer and are excited to learn about recycling and the landfill.

#### School Outreach

R-Board staff compiled SOL correlated lesson plans for kindergarten through fifth grades and distributed them to each elementary school teacher in the Stafford County and Fredericksburg City public school systems.

Staff created an activity for three to five year olds and has increased outreach to preschool programs in the region. The Central Rappahannock Regional Library provided an age-appropriate bibliography of relevant books for teachers. The R-Board used grant funds to provide “Critters Don’t Need Litter” presentations from the Wildlife Center of Virginia to area preschools.





## Media

- r-board.org receives 1,200+ “hits” per month
- 39 fans and 40 Backyard Composting group members on Facebook
- Regular column in Virginia Neighbors magazine
- 2 newsletter articles
- 1 R-Board newsletter
- 3 press releases
- 3 Free Lance-Star articles about the R-Board; mentioned in 1 other article



*Julie May and Master Gardener volunteer, Michelle Potter, demonstrate composting at Earth Day on the Rappahannock.*



*After a landfill tour, staff is presented with a certificate of appreciation by Girl Scout Troop 75*



## Appendix A



# COMMONWEALTH of VIRGINIA

## DEPARTMENT OF ENVIRONMENTAL QUALITY

Street address: 629 East Main Street, Richmond, Virginia 23219

Mailing address: P.O. Box 1105, Richmond, Virginia 23218

TDD (804) 698-4021

www.deq.virginia.gov

Douglas W. Domenech  
Secretary of Natural Resources

David K. Paylor  
Director

(804) 698-4000  
1-800-592-5482

July 1, 2010

Ms. Diane Jones  
Rappahannock Regional SWMB  
489 Eskimo Hill Road  
Stafford, Virginia 22554

Re: 2009 Recycling Rate Report

Dear Diane:

We have completed our review of the Rappahannock Regional Solid Waste Management Board's 2009 Recycling Rate Report submitted pursuant to The Virginia Regulations for Solid Waste Management Planning (9VAC-20-130-165). State law (10.1-1411) and section 120.B. of the regulations require each city, county, town or region to maintain a minimum recycling rate and to report the data for the previous calendar year to DEQ by April 30 of each year. The Rappahannock Regional Solid Waste Management Board members were to meet or exceed a 25% mandated recycling rate based upon the criteria established in 2006.

In the review, we made some category adjustments to your data. The Rappahannock Regional Solid Waste Management Board's calculated recycling rate for CY 2009 will be reported as 45.4 %. This information has been forwarded to DEQ's Waste Division for consideration during their review of the Solid Waste Management Plans.

Attached for your review and filing is our worksheet that shows the DEQ review of your report. Please contact me with any questions.

Sincerely,

*G. Stephen "Steve" Coe*

G. Stephen Coe  
Environmental Specialist  
Waste Division – Recycling

Enclosure

Cc: Dan Gwinner, DEQ



## 2009 Recycling Rate Reporting

PRMs	As Submitted	Changes	SWPU Rappahannock Regional SWMB		
			Submitted RR:	43.5%	
Paper	8784.5	8784.5	DEQ Adjusted RR:	45.4%	
Metal	22607	22607			
Plastic	242	242			
Glass	0	0	Calculations:	SWPU	DEQ
Commingled	0	8296	PRMs/(PRMs + M) x 100	42.2%	43.0%
Yard Waste	8842	8842			
Waste Wood	5805	5805			
Textiles	0	1786.5			
Tires	1877	1877	(PRMs+C)/(PRMs+C+M) x 100	43.5%	43.4%
Used Oil	1311	1311			
Used Oil Filters	23	23			
Used Antifreeze	86	86			
Batteries	172	172	M = MSW		
Electronics	240	240	C = Credits		
Inoperative Motor Vehicles	0	0			
Other single stream	8296	0			
Other food waste, fats/grease	239	239			
<b>Total:</b>	58524.5	60311			
<b>MSW:</b>					
Household	50981	50981			
Commercial	27363	27363			
Institutional	1656	1656			
Other	0	0	Base Recycling Rate	42.2%	43.0%
<b>Total:</b>	80000	80000			
<b>Credits:</b>					
Recycling Residue	226	0			
			Adjusted RR # 1	43.5%	43.4%
Solid Waste Reused	2783	996.5			
textiles, books, C&D			Adjusted RR # 2	45.5%	45.4%
Non MSW Recycled	122	122			
sludge composted			(Max of 5%) Credits:	45.5%	45.4%
Credits Total Tons	3131	1118.5			
			Final RR:	45.5%	45.4%
Source Reduction	2.00%	2.00%			

Notes: Moved: Credits, Solid Waste Reused, textiles, to PRMs, Textiles; PRMs, Other, Single Stream to PRMs, Commingled. Recycling Residue data not eligible for calculation.

Submitted Recycling Rate calculation did not include 2% credit for Source Reduction Credit.